


Noah's Ark

Pre-K Pack

Genesis 6-9



www.marymarthamama.com
featuring clipart from The Digital Bakeshop

Dear Parents/Sunday school teachers,

I am so excited to be able to share this pack of printables with you! I know that as a Sunday school teacher and parent we all want to make the Bible come to life for our children so that they come to know that God is just as much a part of their story as he is part of the stories of the Bible.

For detailed instructions on how to use these materials as well as additional activity suggestions please see my blog.

And please do not hesitate to contact me if you have any questions or suggestions.

-Cat

Letter Tracing Practice

Trace the letters for each name or word.



Noah



ark



rain

www.marymarthamama.com

featuring clipart from The Digital Bakeshop

Letter Tracing Practice

Trace the letters for each name or word.



rainbow



dove




lions



Snipping Practice

Practice beginning scissor skills by snipping along the lines from the edge



www.marymarthamama.com

featuring clipart from The Digital Bakeshop

Cutting Practice



www.marymarthamama.com
featuring clipart from The Digital Bakeshop

Lacing Cards

Cut out the pictures and punch holes where the dots are. Attach a shoestring and have your child practice lacing.



www.marymarthamama.com
featuring clipart from The Digital Bakeshop

Lacing Cards



www.marymarthamama.com
featuring clipart from The Digital Bakeshop

Pre-writing Tracing Practice

Trace the dotted lines.




www.marymarthamama.com

featuring clipart from The Digital Bakeshop

Pre-writing Tracing Practice

Trace the dotted lines.

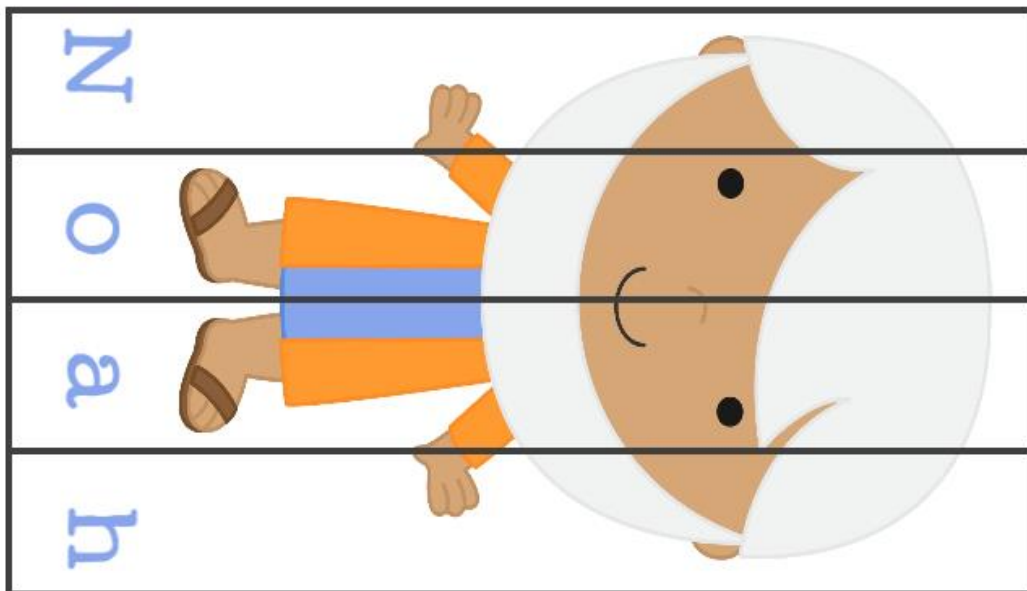


www.marymarthamama.com

featuring clipart from The Digital Bakeshop

Word Puzzles

Cut out the puzzles along the lines and put them together.

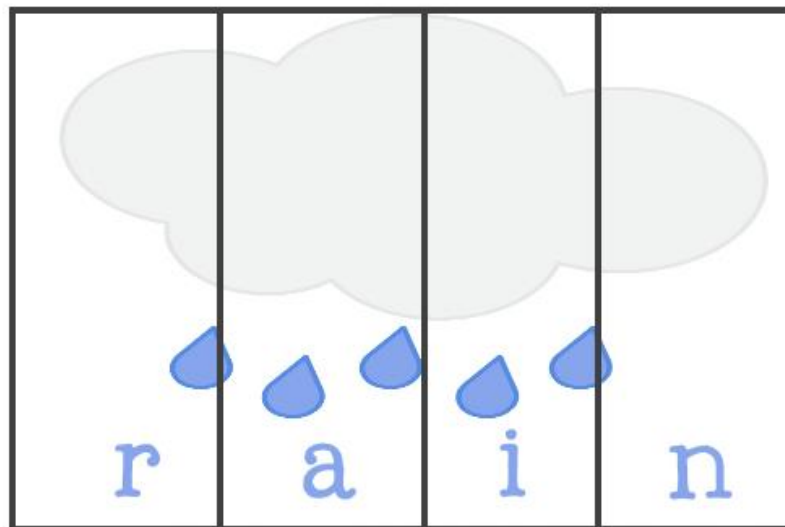
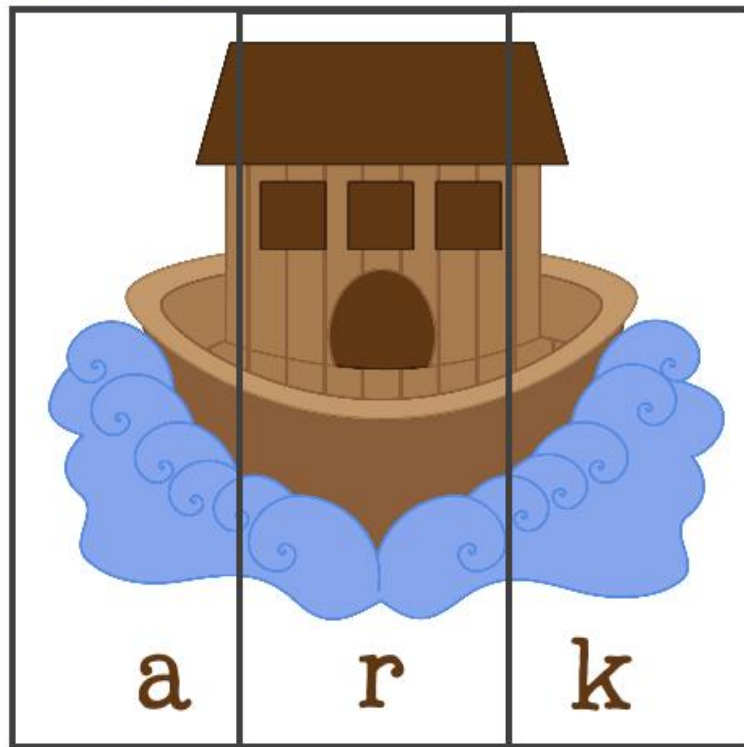


www.marymarthamama.com

featuring clipart from The Digital Bakeshop

Word Puzzles

Cut out the puzzles along the lines and put them together.



www.marymarthamama.com

featuring clipart from The Digital Bakeshop

Letter Block Spelling

Use alphabet blocks to cover the letters in each word. If you don't have blocks use the letters provided on the letter sheet.

N O A H

F L O O D

A R K

www.marymarthamama.com

featuring clipart from The Digital Bakeshop

Letter Block Spelling

Use alphabet blocks to cover the letters in each word. If you don't have blocks use the letters provided on the letter sheet.

R A I N

A N I M A L

T W O

www.marymarthamama.com

featuring clipart from The Digital Bakeshop

Letter Block Letters

If you do not have alphabet blocks then cut out these letters to use with the letter block activity pages.

A R K T W

F L O O D

N O A H O

R A I N

A N I M A L

www.marymarthamama.com

featuring clipart from The Digital Bakeshop

Memory Matching Game

Cut out the cards and use them to play the memory matching game.



www.marymarthamama.com

featuring clipart from The Digital Bakeshop

Counting Practice

Cut out the numbers and paste them next to the picture that represents each one.







www.marymarthnamama.com

featuring clipart from The Digital Bakeshop

Counting Practice

Cut out the numbers and paste them next to the picture that represents each one.

Counting Practice

Cut out the numbers and paste them next to the picture that represents each one.

1

2

3

4

5

6

7



8

www.marymarthamama.com

featuring clipart from The Digital Bakeshop

Story Sequence

Cut out the pictures and put them in order on the story board.

<h2>Noah's Ark</h2> <p>Genesis 6-9</p>	 <p>God put a rainbow in the sky as a promise to never flood the whole earth again.</p>	 <p>God told Noah to build an ark - a really big boat.</p>	 <p>It rained for 40 days. Water covered the entire earth.</p>
 <p>There's going to be a flood.</p> <p>Noah warned his neighbors about the flood but they didn't believe him.</p>	 <p>Animals of every kind came to the ark.</p>	 <p>When the rain stopped Noah sent a dove to try to find dry land.</p>	 <p>One day the dove came back with an olive branch and Noah knew the water had gone down.</p>

Story Board

Noah's Ark Genesis 6-9	1	2	3
4	5	6	7

r



is for rainbow

r

r

r

r

r

r

r

r

Circle or highlight each letter r.

a

b

s

r

a

r

c

a

r

i

o

t

a

b

u

t

r

o

r

a

i

o

s

r

www.marymarthamama.com

featuring clipart from The Digital Bakeshop

a is for ark



a a a a

a a a a

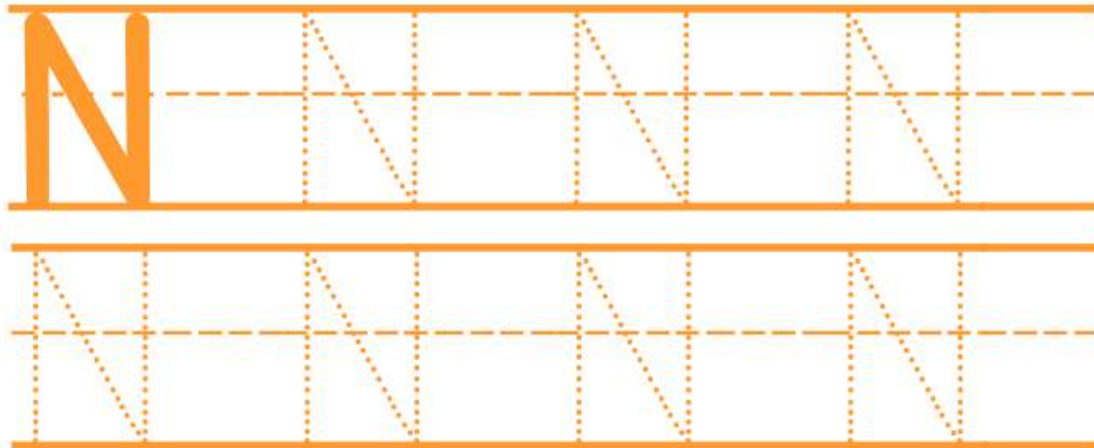
Circle or highlight each letter a.

a	b	s	r	a	r
c	a	r	i	o	t
a	b	u	t	r	o
r	a	i	o	s	r

N



is for Noah














Circle or highlight each letter N.

N	A	S	G	N	O
P	D	N	N	T	I
N	N	A	U	N	S
C	R	N	T	E	U

Pattern Practice

Cut out the pictures on the next page and use them to complete each pattern.

1					
2					
3					
4					

www.marymarthamama.com

featuring clipart from The Digital Bakeshop


Pattern Practice

Cut out the pictures at the bottom of the page and use them to complete patterns 1-6.

5



6



www.marymarthamama.com

featuring clipart from The Digital Bakeshop

Key Lesson Verse

But Noah found favor in

the eyes of the Lord.

Genesis 6:8

Draw a picture of the story of Noah.

www.marymarthamama.com

featuring clipart from The Digital Bakeshop